



MSL1

*Pb Free part

Customer Name	Standard Specifications	TAIYO YUDEN Mobile Technology Co., Ltd.	
System	Band39 Rx	DATE	Dec. 23, 2015
Part Number	F6QA1G900M2WD	Version 3.0bB	Final

Table 1. Electrical Specifications

Passband: 1880 ~ 1920 MHz						
Item	Condition	Specifications			Unit	Remarks
		Min.	Typ.	Max.		
Insertion Loss	1880-1920 MHz	-	1.5	1.8	dB	(*1)
Ripple	1880-1920 MHz	-	0.3	1.0	dB	
Absolute attenuation	50-970 MHz	39	47	-	dB	
	970-1710MHz	30	40	-	dB	
	1710-1830MHz	25	32	-	dB	
	1970-2400 MHz	20	29	-	dB	
	2400-2500 MHz	35	40	-	dB	
	2500-3850 MHz	25	33	-	dB	
	3850-6000 MHz	15	25	-	dB	
VSWR (Input)	1880-1920 MHz	-	1.7	2.0	-	
VSWR (Output)	1880-1920 MHz	-	1.7	2.0	-	
Input Impedance	Unbalanced	50			ohm	
Output Impedance	Unbalanced	50			ohm	
Operating Temperature		-30 ~ +85			°C	

(*1) Specification of insertion loss excludes loss that comes from the test board.



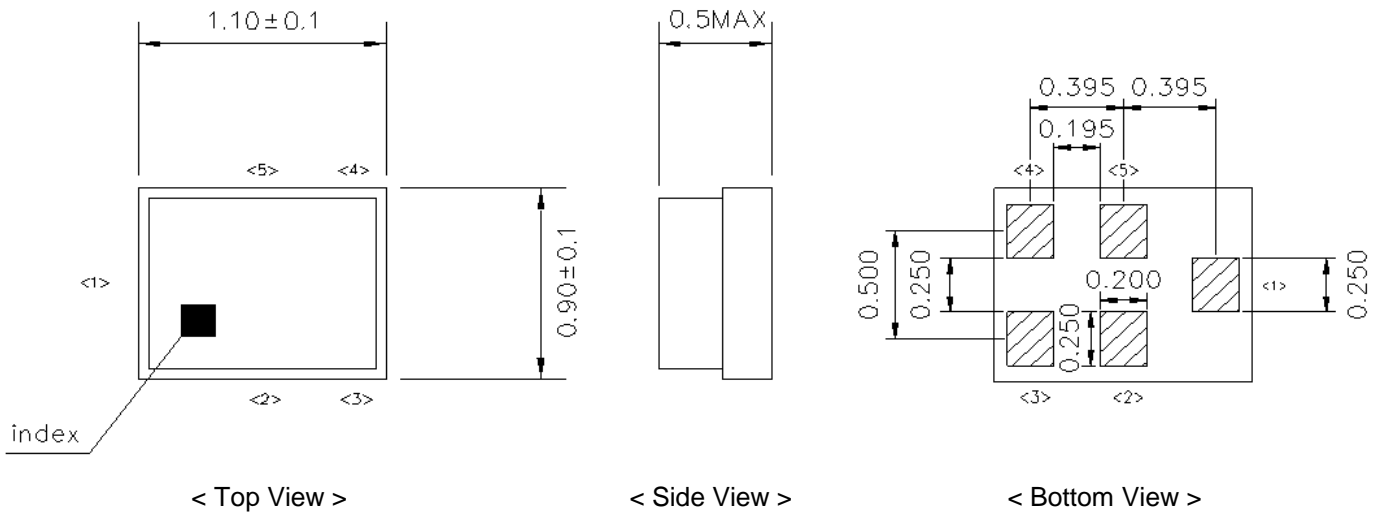
MSL1

*Pb Free part

Customer Name	Standard Specifications	TAIYO YUDEN Mobile Technology Co., Ltd.	
System	Band39 Rx	DATE	Dec. 23, 2015
Part Number	F6QA1G900M2WD	Version 3.0bB	Final

Dimensions

Device size: 1.1typ. x 0.9typ. x 0.5max.

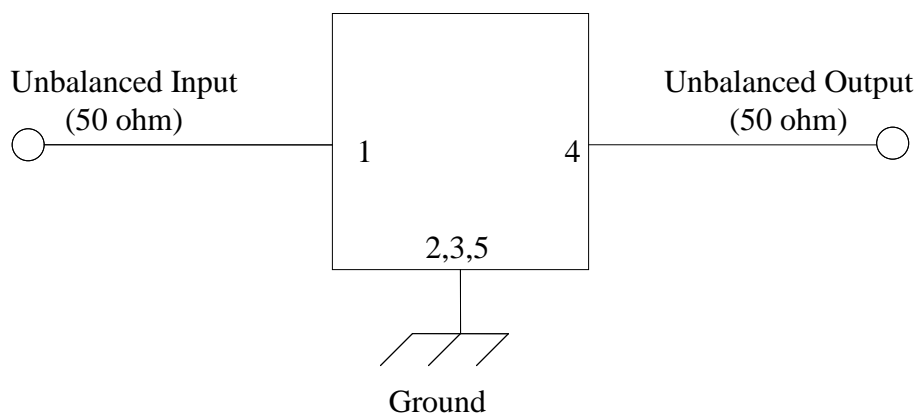


Unit : mm

Pin Configuration

Pin No.	Symbol	Function
1	IN	Unbalanced pin
2	GND	Ground
3	GND	Ground
4	OUT	Unbalanced pin
5	GND	Ground

Evaluation Circuit



1 to 5 : Pin No.



MSL1

*Pb Free part

Customer Name	Standard Specifications	TAIYO YUDEN Mobile Technology Co., Ltd.	
System	Band39 Rx	DATE	Dec. 23, 2015
Part Number	F6QA1G900M2WD	Version 3.0bB	Final

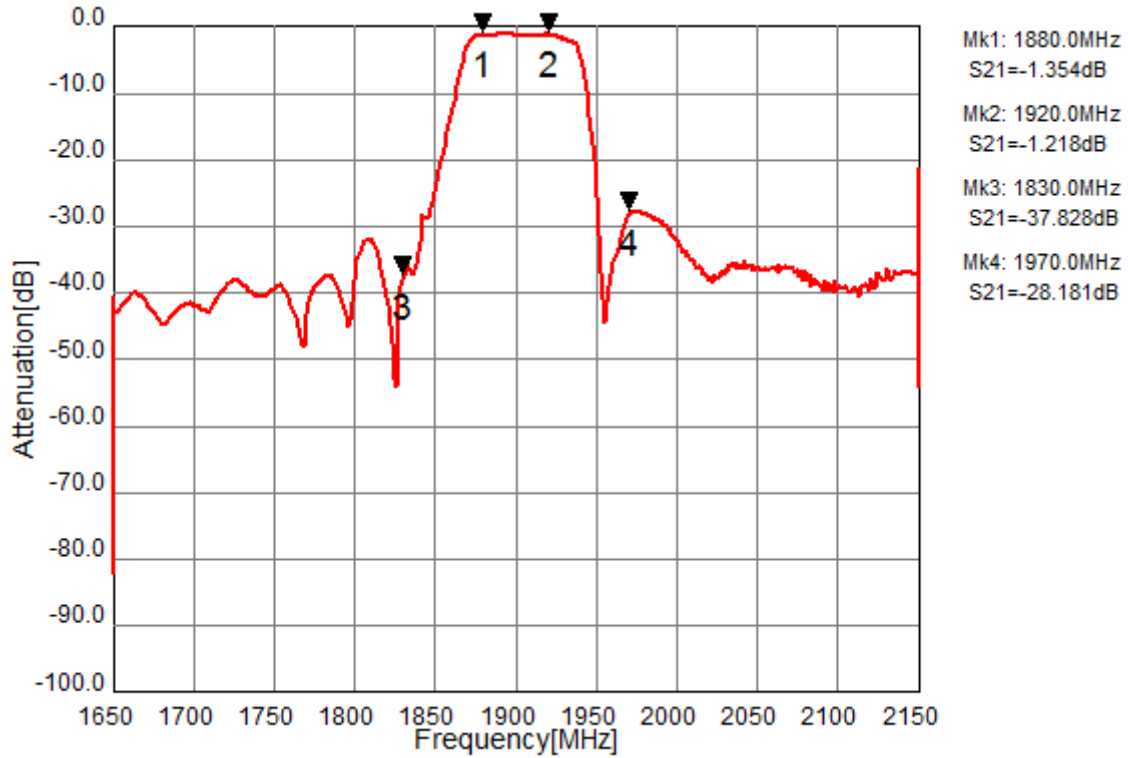


Fig.1 Pass-band Characteristics

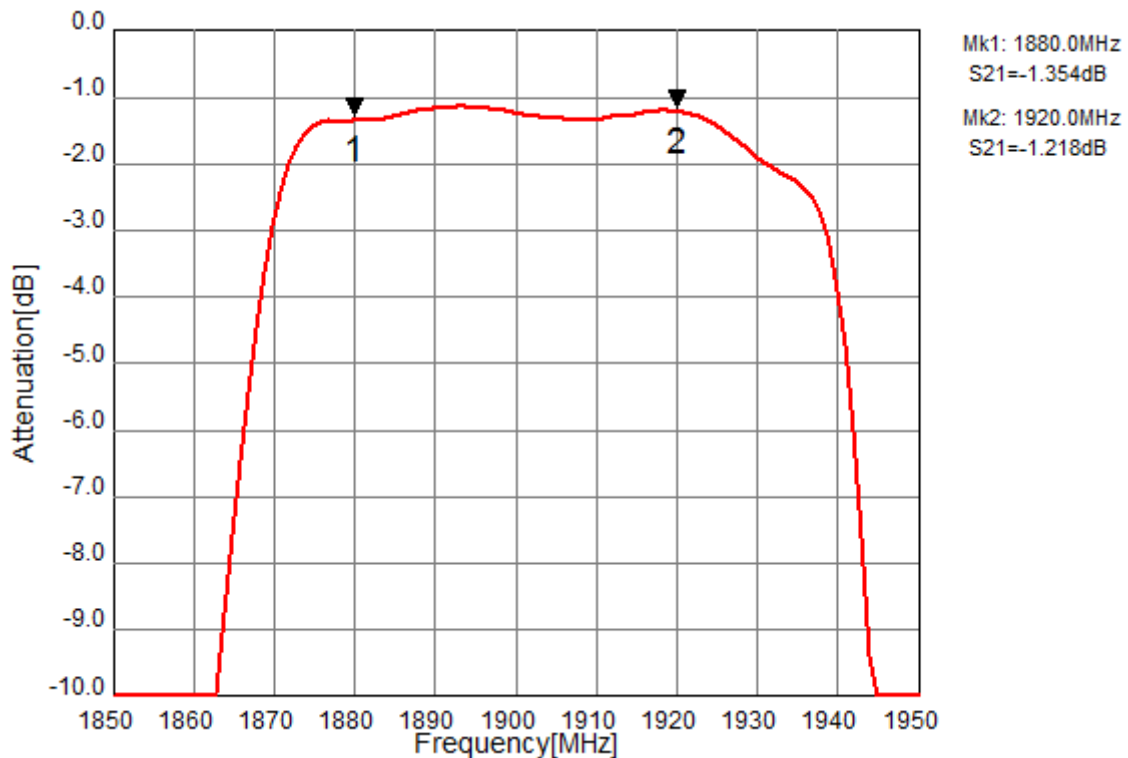


Fig.2 In-band Characteristics

TAIYO YUDEN



MSL1

*Pb Free part

Customer Name	Standard Specifications	TAIYO YUDEN Mobile Technology Co., Ltd.	
System	Band39 Rx	DATE	Dec. 23, 2015
Part Number	F6QA1G900M2WD	Version 3.0bB	Final

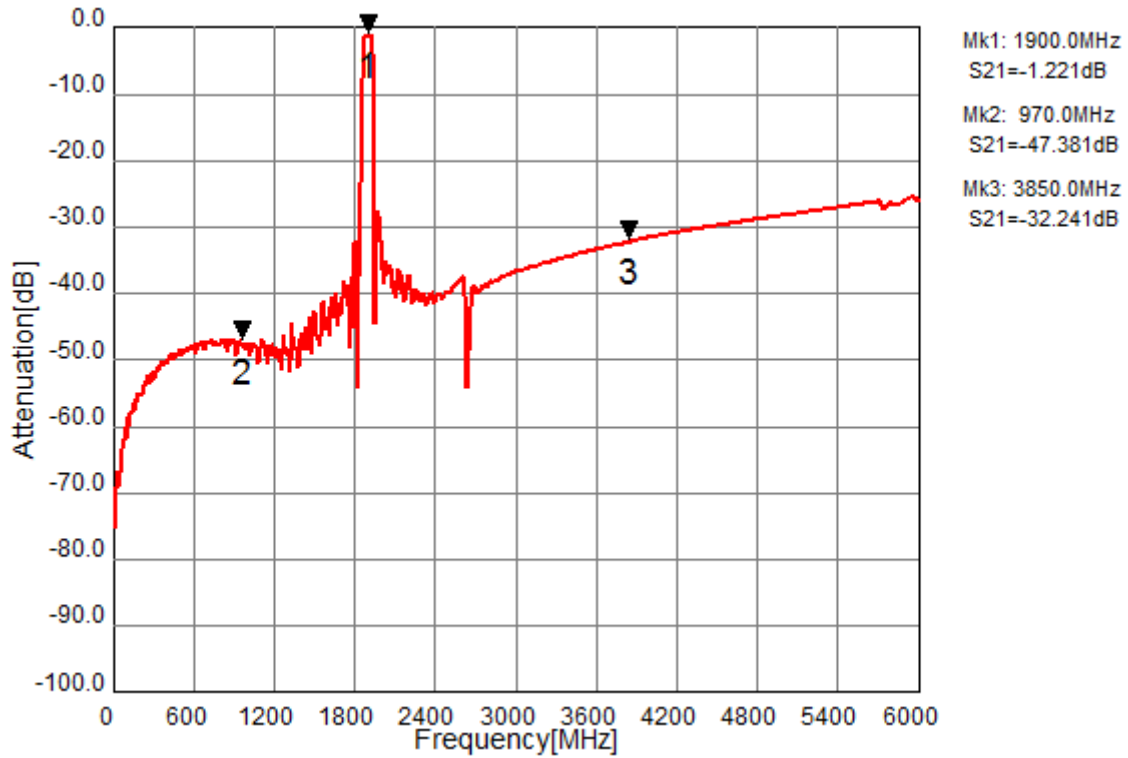


Fig.3 Wide-band Characteristics



MSL1

*Pb Free part

Customer Name	Standard Specifications	TAIYO YUDEN Mobile Technology Co., Ltd.	
System	Band39 Rx	DATE	Dec. 23, 2015
Part Number	F6QA1G900M2WD	Version 3.0bB	Final

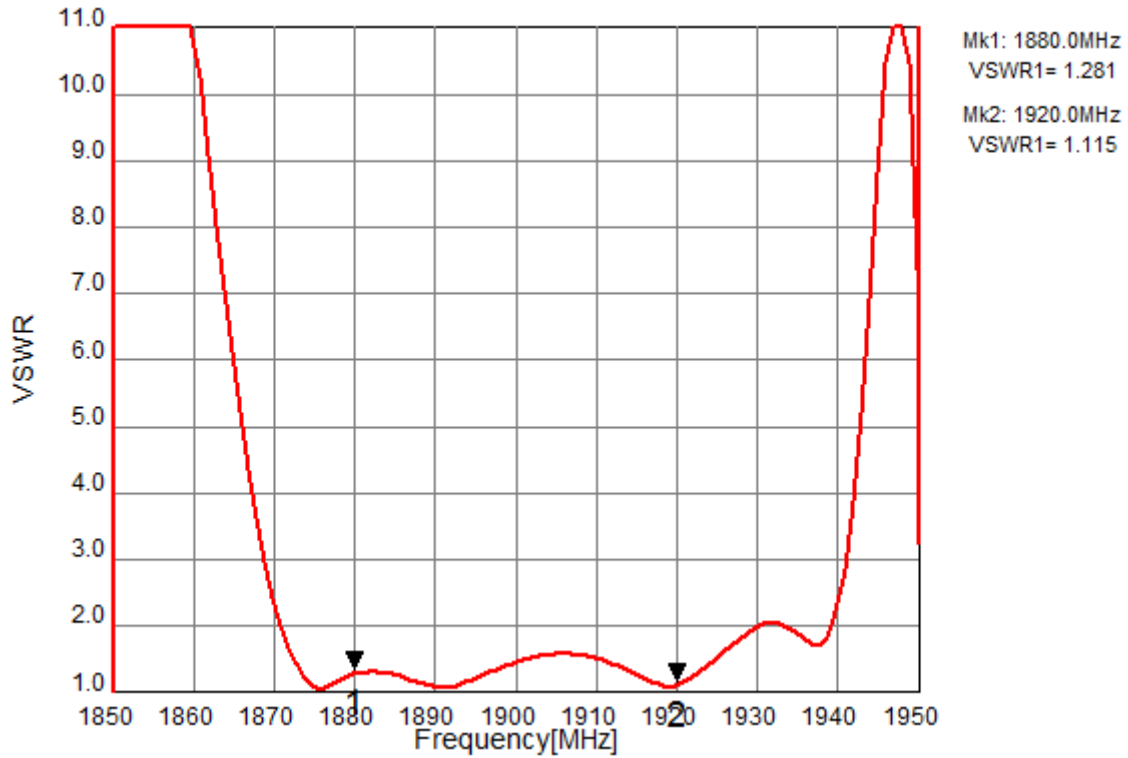


Fig.4 Input VSWR

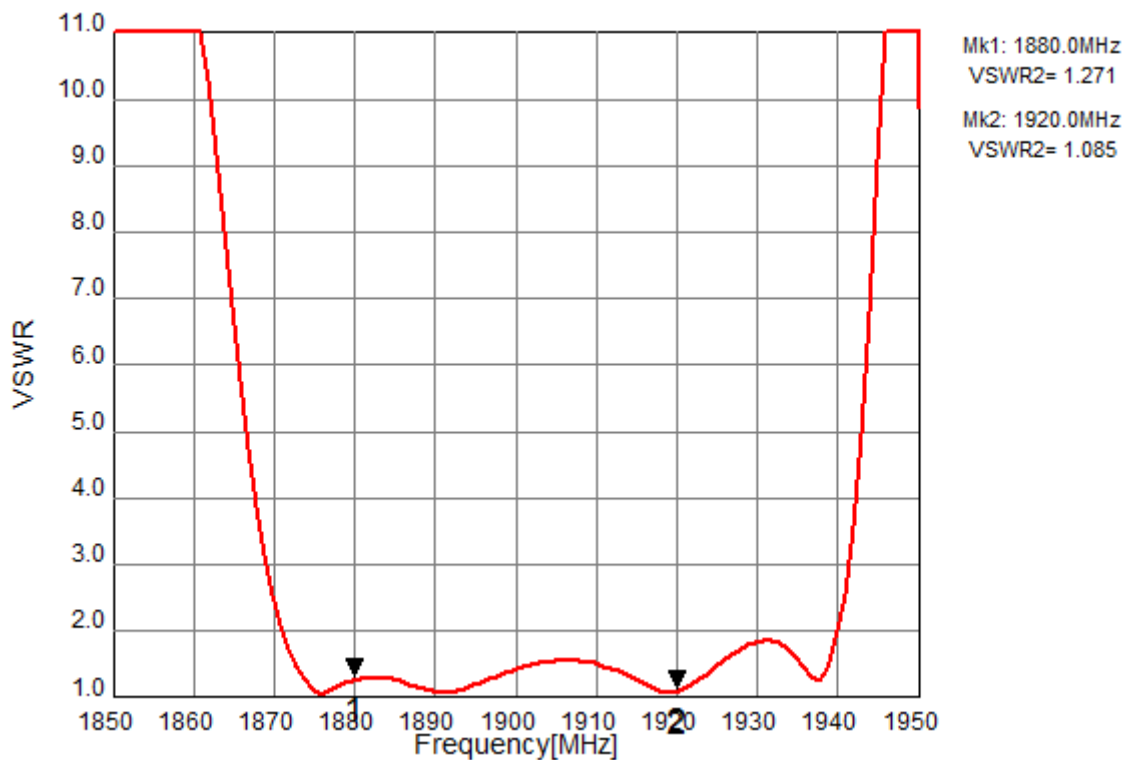


Fig.5 Output VSWR



MSL1

*Pb Free part

Customer Name	Standard Specifications	TAIYO YUDEN Mobile Technology Co., Ltd.	
System	Band39 Rx	DATE	Dec. 23, 2015
Part Number	F6QA1G900M2WD	Version 3.0bB	Final

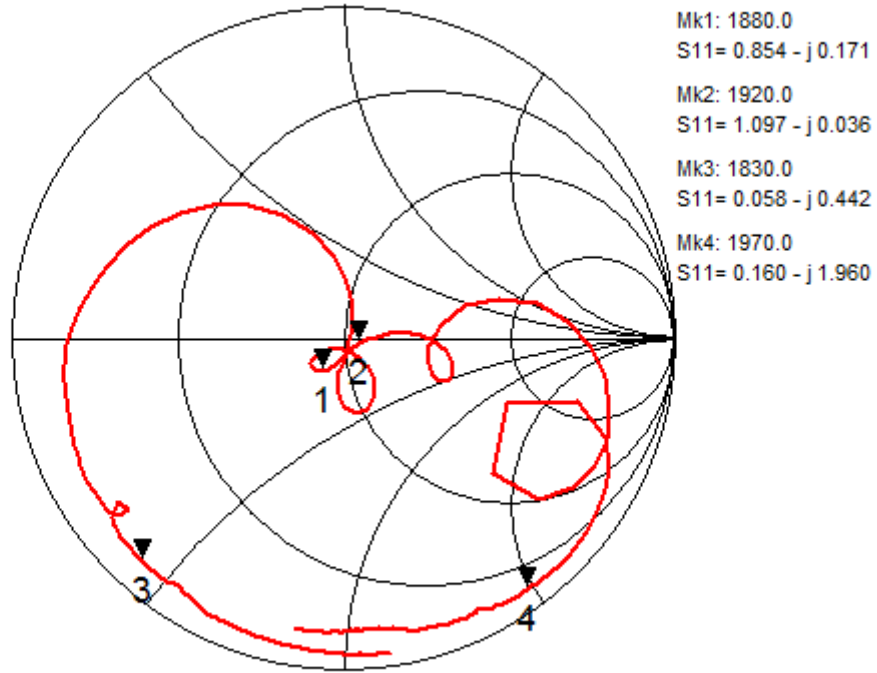


Fig.6 Input Impedance

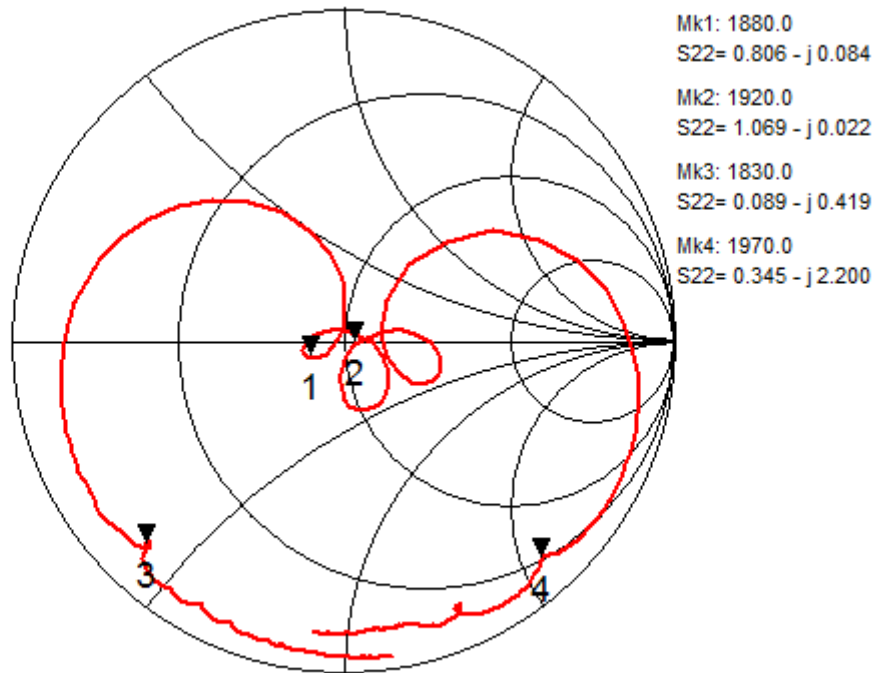
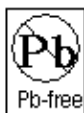


Fig.7 Output Impedance



MSL1

*Pb Free part

Customer Name	Standard Specifications	TAIYO YUDEN Mobile Technology Co., Ltd.	
System	Band39 Rx	DATE	Dec. 23, 2015
Part Number	F6QA1G900M2WD	Version 3.0bB	Final

Ordering Code

Ordering Code	Packing	Reel size	Status
F6QA1G900M2WD-J	Tape & Reel	5,000 pcs.	MP
F6QA1G900M2WD-JA	Tape & Reel	less than 5,000 pcs.	MP
F6QA1G900M2WD-Y	Tape & Reel	15,000 pcs.	MP
F6QA1G900M2WD-YA	Tape & Reel	less than 15,000 pcs.	MP
F6QA1G900M2WD-Q	Bulk	few pcs.	MP

*Minimum order quantity (MOQ) is assigned for each inquiry, Please contact to Sales Representatives..

*MP : Mass Production

Notice

All of the contents specified herein are subject to change without notice due to technical improvements, etc.

Please contact TAIYO YUDEN Co., Ltd. for further details of product specifications.

Please conduct validation and verification of products in actual condition of mounting and operating environment before commercial shipment of the equipment.

This product is for general electronics equipment such as Audio-Visual equipment, household electronics, office supplies, information services and telecommunications; therefore, in case this product is used for any medical equipment, space equipment, nuclear equipment or disaster prevention equipment, please contact TAIYO YUDEN in advance.

In case this product is used for general electronics equipment or circuits which require high safety and high reliability, thoroughly evaluate on safety and add a protection circuit if necessary.